

ADHESIVE FOR BONDING JOINTS

INSTRUCTIONS FOR USE

PRODUCT SHORT DESCRIPTION


- The adhesive is designed for adhesion of joints of architectural decor elements made of polyurethane and polystyrene foam.
- The adhesive layer can be colored.
- Positioning correction is possible.
- Cartridge 290 ml./ Tube 60 ml.



G08.S.60
G07.S.290


1

Clean the surface from dust with slightly dampened cloth and remove grease, if required




2

Using the gun, apply a line of adhesive on the whole plane of the article joint, put it on the base surface




3

Press with strength and fix for 4-5 seconds



4

Remove emerged excess adhesive



5

Complete binding occurs upon expiry of 24 hours. Use emery paper to treat the joint after complete solidification

